

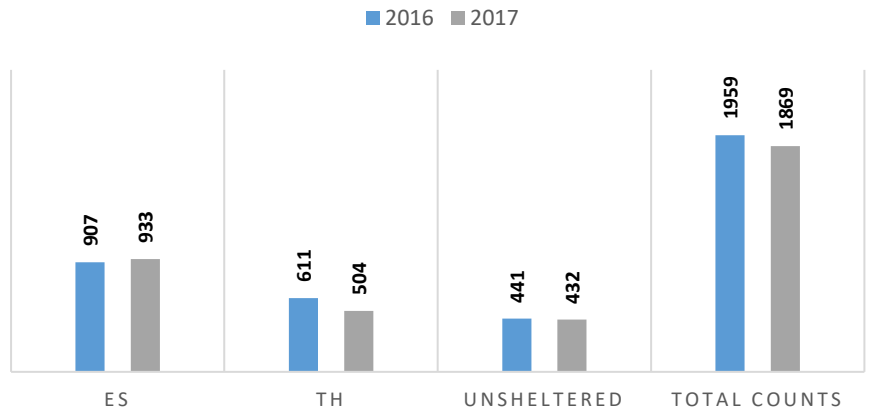
2017 Northeast Florida Point in Time Report

Total Count Breakout

The total count is currently 1,869 persons identified:

Emergency Shelter Total: 933
 Transitional Housing Total: 504
 Unsheltered Totals: 432

2017 POINT IN TIME TOTALS



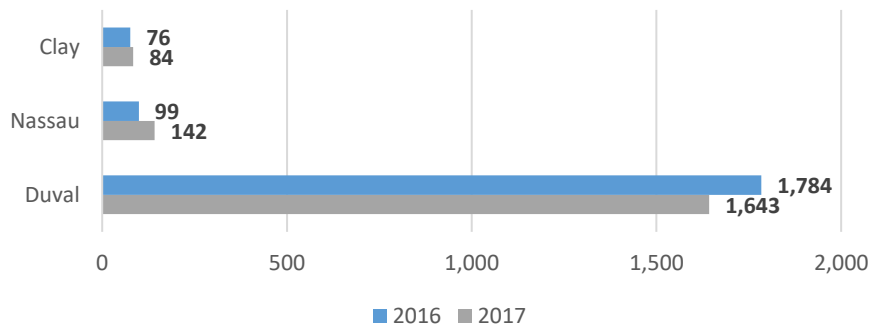
County Total Breakouts

Clay County: 84

Nassau County: 142

Duval County: 1,643

County Total Breakouts

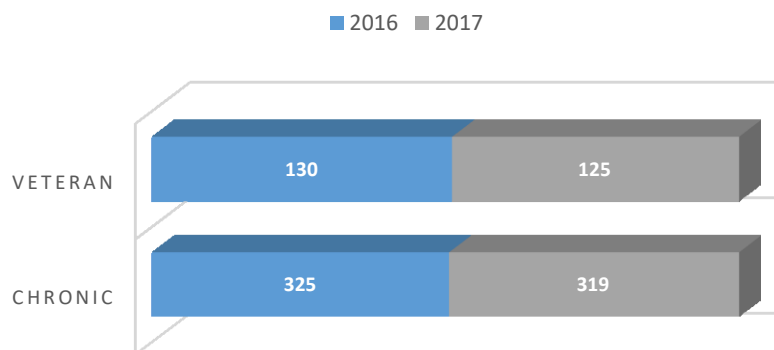


Subpopulation Estimates

The total count for Veterans is currently 125.
 The total count for Chronic is currently 319

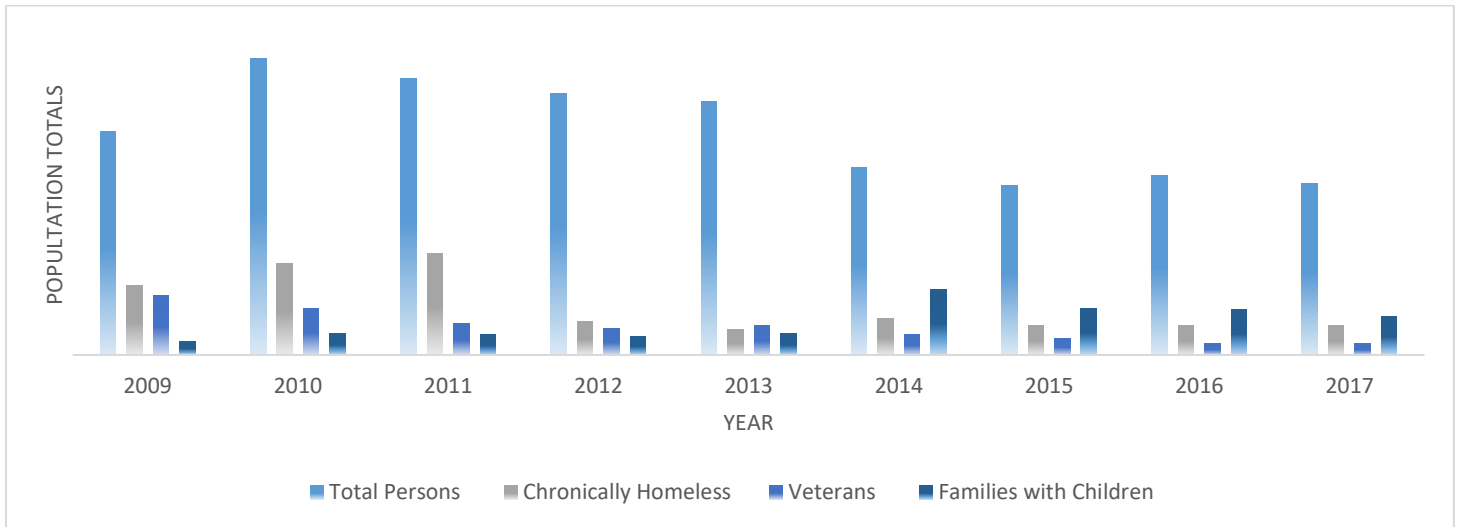
*These numbers are not finalized

SUBPOPULATION ESTIMATES



2017 Northeast Florida Point in Time Report

Annual Trends



	2009	2010	2011	2012	2013	2014	2015	2016	2017
Total Persons	2442	3241	3025	2861	2768	2049	1853	1959	1869
Chronically Homeless	756	998	1104	363	276	399	327	325	319
Veterans	647	513	345	292	324	224	184	130	125
Families with Children	150	237	220	202	232	719	513	493	425

Population Changes

Comparison of change in population from 2009 to 2017

